













## Dati Tecnici - Specifications

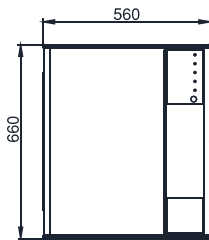
											
	cond	comp. W	ABS. W	Fuse	Kwh/100Kg	l / h	kg	Lbs	kg	Lbs	Ton CO2 equiv.
<b>M195 ECO A</b>		2843	1100	16	14.7	9,2	68	150	78	172	0,00

## Produzione Ghiaccio - Ice Production

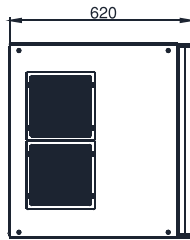
### Raffreddamento ad aria - Air Cooled Unit

Temp. aria Air Temp.	Temp. acqua / Water Temp.			
	32°	21°	15°	10°
°C	32°	21°	15°	10°
°F	90°	70°	60°	50°
10°	<b>173</b>	<b>201</b>	<b>207</b>	<b>210</b>
50°	381	443	456	463
21°	<b>149</b>	<b>175</b>	<b>184</b>	<b>192</b>
70°	328	386	406	422
32°	<b>114</b>	<b>143</b>	<b>146</b>	<b>149</b>
90°	251	316	322	328
38°	<b>98</b>	<b>122</b>	<b>130</b>	<b>133</b>
100°	216	269	287	293

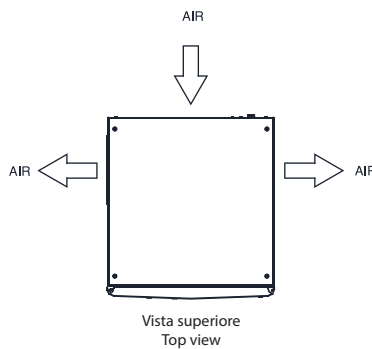
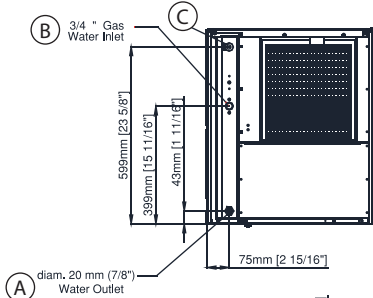
Vista frontale  
Front view



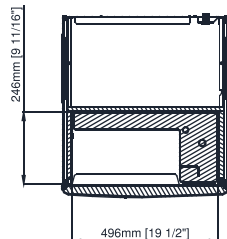
Vista laterale  
Lateral view



AIR COOLED









Vista superiore  
Top view



- (A)** Water drain ø 20 mm
- (B)** Potable water inlet 3/4 GAS
- (C)** Electrical cable supply



### PANNELLO DI CONTROLLO - CONTROL PANEL

	Alimentazione Powered
	In Funzionamento Operating
	Deposito Pieno/Lavaggio Storage Full / Washing
	Allarme Alarm
	Allarme Alta Pressione High Pressure Alarm
	Pulsante Reset/Lavaggio Button Reset/Washing

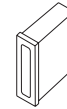
### DIMENSIONI - DIMENSIONS

LxPxH(mm): 560 x 620 x 660  
WxDxH(in): 22" x 24 7/16" x 26"

### DEPOSITO - SLOPE BIN

D105-D155-D205-D255 (KM205-255)

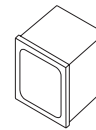
### TIPO GHIACCIO - ICE TYPE



**HALF-LARGE**  
10 x 29 x 24 - 6 gr

**325**

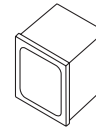
PZ. / CICLO PCS / CYCLE



**DICE**  
22 x 22 x 24 - 10 gr

**204**

PZ. / CICLO PCS / CYCLE



**LARGE**  
29 x 29 x 24 - 17 gr

**130**

PZ. / CICLO PCS / CYCLE

### CONDIZIONI USO-OPERATING REQUIREMENTS



220-240V / 1 / 50HZ R290 GWP=3,3

MIN

MAX

10°C (50°F)  40°C (104°F)

5°C (41°F)  35°C (95°F)

- 10%  + 10%

1 BAR (14 PSI)  5 BAR (70 PSI)